DISIBEINT

PTAG
DTAG

ASSYMETRICAL RECYCLER TIMER. EXTERNAL CONTROL

Function	Assymetrical recycler
Difference	Multirange - Remote potentiometers
Operating principle	**OFF-ON:** When the supply voltage is connected, the time circuit pre-set on the OFF control starts up. After this time, the relay operate and stays in this state for the time pre-set on the ON control. The cycle repeats itself non-stop. **ON-OFF:** When the supply voltage is connected, the relay operates inmediately and the time circuit pre-set on the ON control starts up. After this time, the relay releases and stays in this state for the time pre-set on the OFF control. The cycle repeats itself non-stop.
Output contact	1 SPDT (10A/250V resistive load; 5A/250V inductive load)
Supply voltage	AC: mode A - DC: modes C and D (See catalogue PR)
Leds indicating	Power on - Relay on
Characteristics	Repeating precision ± 0,02% - Precision ± 0,6%
Reset	By disconnectingthe supply for longer than 20 ms.
Connection of the remote potentiometers	Value of the potentiometers: 100 Kohms. The connection cable must be shielded with the screen connected to the electric ground and, optionally, will be also connected to terminal negative (7: PTAG; Z1: DTAG). It is recommended that the wiring of the potentiometers be the shortest possible and don't go along beside other power lines.

Reference

HOUSING		FUNCTION		OUTPUT		SUPPLY		RANGE	
P	Plug-in	**T A**	Pumps control	**G**	SPDT, with remote control	**U24**	24 VAC/DC	**100**	10..100 ms
D	DIN Rail					**724**	24 VDC		0,1..1 s
						024	24 VAC		1..10 s
						110	110..125 VAC		10..100 s
						230	220..240 VAC		1..10 min
						400	380..415 VAC		10..100 min
						901	15..70 VAC/DC		1..10 h
						902	60..240 VAC/DC		10..100 h

To compose the reference, select one option of each column. Example: **PTAG 110 100**

Function diagram

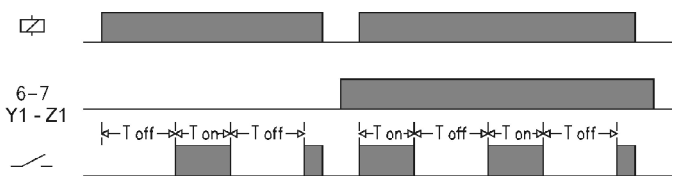

Adjustment buttons

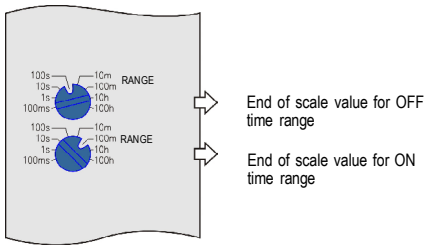

Connection diagram

PTAG

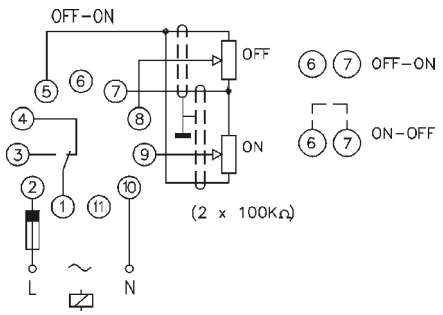

DTAG

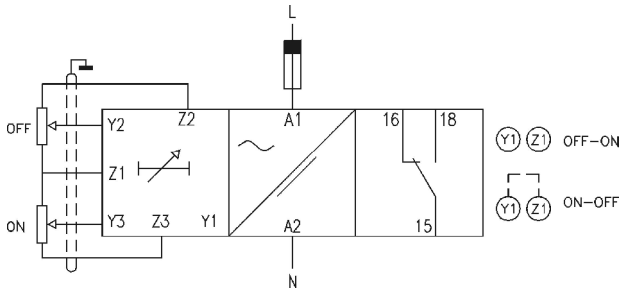

Output relays

		PTAG	DTAG
		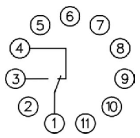	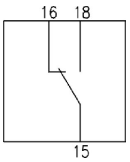
Resistive load	AC	10A / 250 V	10A / 250 V
Resistive load	DC	0,4 A / 200 V 10 A / 24 V	0,4 A / 200 V 10 A / 24 V
Inductive load	AC	10 A / 250 V	10 A / 250 V
Inductive load	DC	0,4 A / 200 V 10 A / 24 V	0,4 A / 200 V 10 A / 24 V
Mechanical life		> 30 x 10^6 operations	> 30 x 10^6 operations
Max. switching rate, mech.		72.000 operations / hour	72.000 operations / hour
Electrical life at full load		360 operations / hour	360 operations / hour
Contact material		AgNi 90/10	AgNi 90/10
Maximum voltage		440 VAC	440 VAC
Operating voltage		250 VAC	250 VAC
Volt. between changeovers		2500 VAC	2500 VAC
Voltage between contacts		1000 VAC	1000 VAC
Voltage coil/contact		5000 VAC	5000 VAC
Distance coil/contact		10 mm	10 mm
Isolation resistance		> 10^4 MΩ	> 10^4 MΩ

Supply

	AC		DC		ACDC	
	PTAG	DTAG	PTAG	DTAG	PTAG	DTAG
	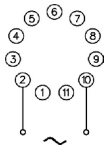	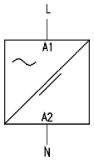	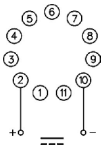	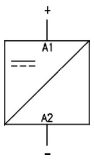	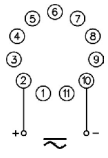	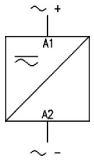
Galvanic isolation	4000 v		No		9XX: 2500 v	UXX: No
Consumption	1,6 VA		1,2 W		1,6 W	1,7 W
Frequency	50/60 Hz		-		-	
Operating margins	± 15%		± 10%		-	
Positive	-		Terminal 2	Terminal A1	Terminal 2	Terminal A1
Protected polarity	-		Yes		Yes	

Constructive and anviromental data

	PTAG	DTAG
Voltage phase-neutral	300 V	300 V
Overvoltage category	III	III
Rated impulse voltage	4 kV	4 kV
Pollution degree	2	3
Protection	IP 20 B	IP 20
Approximate weight	250 g	280 g
Storage temperature	-50ºC..+85ºC	-50ºC..+85ºC
Operating temperature	-20ºC..+50ºC	-20ºC..+50ºC
Humidity	30..85% HR	30..85% HR
Housing	Cycoloy - Light grey	Cycoloy - Light grey
Socket	Lexan - Light grey	-
Leds cover	Lexan - Transparent	Lexan - Transparent
Button, terminal block, clip	Technyl - Dark blue	Technyl - Dark blue
Pins of the socket	Nickled brass	-
Pins of the terminal block	-	Brass
Approvals	Designed and manufactured under EEC standards.Electromagnetic compatibility, directive **EMC 2004/108/CEE** (UNE-EN 61000 6-4/2007/A1:2011, UNE-EN 61000 6-2/2006). Electric safety, directive **LVD 2006/95/CEE** (UNE-EN-60204-1/2007/A1:2009; UNE-EN 61010-1/2011). Directive about certain hazardous sustances **2011/65/CEE** de 8/06/2011 Pb, Hg, Cd, Cr+6, PBB, PBDE. Plastics: **UL 91 V0**.	

Dimensions

PTAG	DTAG
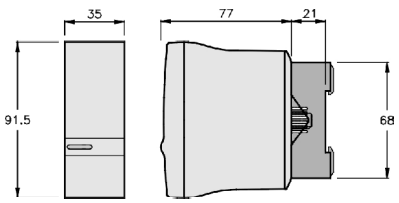	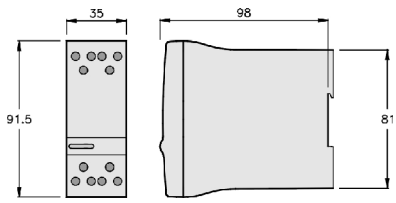

DISIBEINT ELECTRONIC SL
Segle XX, 91
E08032-Barcelona
T: +34 934 330 370
F: +34 934 354 532
www.disibeint.com
disibeint@disibeint.com