

**PVJA
DVJA
SVJA**



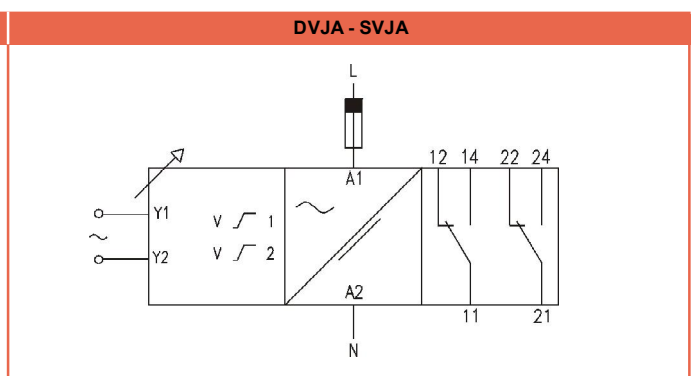
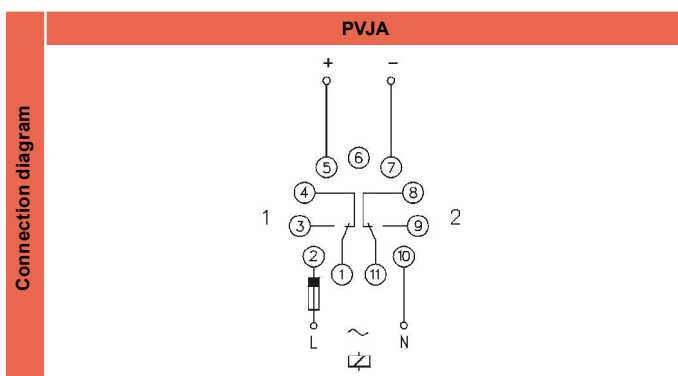
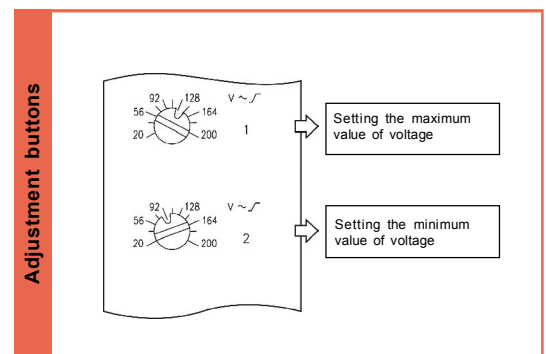
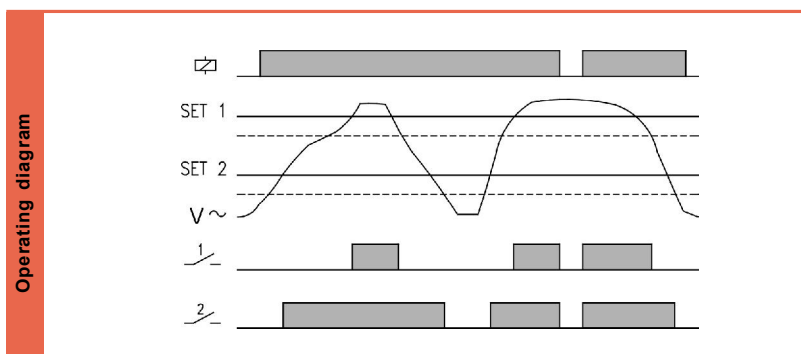
VOLTAGE RELAY



Difference	Two independent set points. Control of a secondary voltage.
Measurement	AC single phase.
Operating principle	When the supply voltage is connected, if the measure current is less than the ones pre-set in each control, the relays remain released. When the measure current exceeds the pre-set values, each relay operates according its control, and remain so until the measure current goes below 10% of each pre-set value. When the supply voltage is connected, if the measure current exceeds the pre-set values, the relays operate instantaneously.
Leds indication	Power on: Green Relays on: Red
Relays	It is provided with two relays, each one related two each set point.
Hysteresis	10%. fixed.
Timing	No timing.

Reference	HOUSING	FUNCTION	OUTPUT	VOLTAGE	RANGES			
					RANGE	V máx		
P D S	Plug in DIN rail Flush mounting	VJ	Voltage relay with two set points	A	1+1 SPDT	024 24 VAC 110 110..125 VAC 230 220..240 VAC 400 380..415 VAC 440 440 VAC 901 15..70 VAC/DC 902 60..240 VAC/DC	4V 0,4..4 VAC 20V 2..20 VAC 50V 5..50 VAC 200 20..200 VAC 500 50..500 VAC	50 VAC 100 VAC 200 VAC 350 VAC 500 VAC

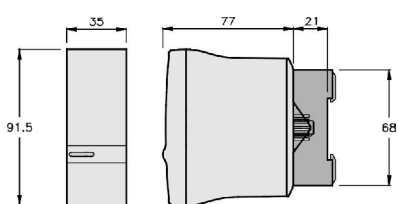
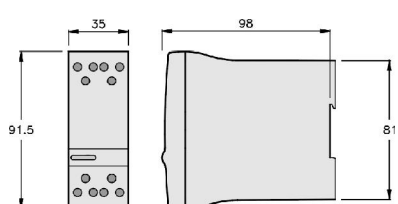
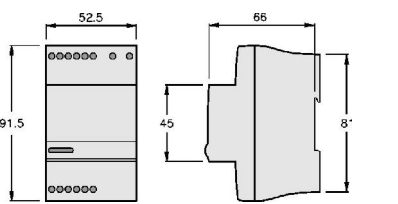
To compose the reference, select one option of each column. Example: **PVJA 024 1MA**



		PVJA	DVJA	SVJA	
Output relays	Resistive load	AC	10 A / 250 V	10 A / 250 V	10 A / 250 V
		DC	0,4 A / 200 V	0,4 A / 200 V	0,4 A / 200 V
	Inductive load	AC	10 A / 24 V	10 A / 24 V	10 A / 24 V
		DC	5 A / 250 V	5 A / 250 V	5 A / 250 V
	Mechanical life		> 30 x 10 ⁶ operations	> 30 x 10 ⁶ operations	> 30 x 10 ⁶ operations
	Max. switching rate, mech.		72.000 operations / hour	72.000 operations / hour	72.000 operations / hour
	Electrical life at full load		360 operations / hour	360 operations / hour	360 operations / hour
	Contact material		AgNi 90/10	AgNi 90/10	AgNi 90/10
	Maximum voltage		440 VAC	440 VAC	440 VAC
	Operating voltage		250 VAC	250 VAC	250 VAC
	Volt. between changeovers		2500 VAC	2500 VAC	2500 VAC
	Voltage between contacts		1000 VAC	1000 VAC	1000 VAC
	Voltage coil/contact		5000 VAC	5000 VAC	5000 VAC
Distance coil/contact		10 mm	10 mm	10 mm	
Isolation resistance		> 10 ⁴ MΩ	> 10 ⁴ MΩ	> 10 ⁴ MΩ	

Supply	AC		ACDC	
	PVJA	DVJA - SVJA	PVJA	DVJA - SVJA
Galvanic isolation	Yes		No	
Frequency	50 / 60 Hz		-	
Operating margins	±10% -15%		± 10%	
Positive	-		Terminal 2	Terminal A1
Protected polarity	-		Yes	

Constructive and environmental data	PVJA	DVJA	SVJA	
	Voltage phase-neutral	300 V	300 V	300 V
	Overvoltage category	III	III	III
	Rated impulse voltage	4 kV	4 kV	4 kV
	Pollution degree	2	3	3
	Protection	IP 20 B	IP 20	IP 20
	Approximate weight	250 g	280 g	280 g
	Storage temperature	-50°C +85°C	-50°C +85°C	-50°C +85°C
	Operating temperature	-20°C +50°C	-20°C +50°C	-20°C +50°C
	Humidity	30~85% HR	30~85% HR	30~85% HR
	Housing	Cyclopol - Light grey	Cyclopol - Light grey	Cyclopol - Light grey
	Socket	Lexan - Light grey	-	-
	Leds cover	Lexan - Transparent	Lexan - Transparent	Lexan - Transparent
Button, terminal block, clip	Technyl - Dark blue	Technyl - Dark blue	Technyl - Dark blue	
Pins of the socket	Nickel-plated brass	-	-	
Pins of the terminal block	-	Brass	Brass	
Approvals	Designed and manufactured under EEC standards. Electromagnetic compatibility , directives 89/366/EEC and 92/31/EEC. Electric safety, directive 73/23/EEC. Plastics: UL 91 V0			

Dimensions	PVJA	DVJA	SVJA
			

Rev. 03/00 · 17/02/16 · DISIBEINT reserves the right to modify the specifications stated in this document without previous notice